

PROTECTING YOUR WORLD



WHY KLAUS ROOFING STANDARDS ARE IMPORTANT TO YOU.

THE
KLAUS
ROOFING
WAY

Klaus Roofing is a network of the best roofing contractors in North America. Only the most dedicated and caring roofing contractors are accepted into the Klaus Roofing network. Klaus Roofing dealers have pledged to do their work and run their businesses to a much higher standard than the average contractor. We call these standards, systems and processes "The Klaus Roofing Way".

"We decided to be different, to break the mold, and to take care of details the homeowner doesn't even know are important."

Klaus Larsen, Klaus Roofing Systems

THE WORK

The Klaus Roofing Way at your home means we go the extra mile, doing things more thoroughly and using better materials. It cost us more to provide the quality result we do, but we have made a company decision to never compromise and give our customers the best. Wind and wind driven rain are the enemy. A Klaus roof is built to withstand high winds for decades.



Eddie Griffin
Owner, Brown Roofing,
Partner, Klaus Roofing
Systems
Chief Training Officer,
roofing his entire career

Larry Janesky
Founder,
Contractor Nation &
Klaus Roofing Systems
Home repair his entire career,
trained over 5,000 home

Klaus Larsen
Founder & President,
Klaus Roofing Systems
Roofing for 20 years

Stephanie Pelizzari
Vice President,
Klaus Roofing Systems
Business development for
20 years, specializing in home
improvement industries



THE COMPANY

Home Improvement contractors have a checkered reputation and don't stay in business as long as customers who have warranties hope they would. The reason is lack of leadership education, and business knowledge. Our School of Entrepreneurship leadership and management training is vigorously deployed to all leaders in the Klaus Roofing network to ensure we break the mold.

Your local company has made an important and firm decision to join the Klaus Roofing Network to set themselves above the crowd and deliver the highest quality and longest lasting results for your home through many years of weather extremes.



THE TEAM

The employees we send to your home are the critical variable since they are doing the work. We select them carefully, train them thoroughly, continuously reward them for great performance, and treat them with respect. We are a team and a family.



ON SITE PROJECT MANAGER

You'll be assigned a project manager to tend to you and your project, before, during and after the job to ensure you are completely thrilled with our work.

PROTECTING YOUR WORLD

*We're protecting your home. Your family. Your cherished keepsakes and memories.
Protecting you is what drives us to do better every day.*

VISION

A world with effective roofing contractors who achieve consistently positive results for their employees and customers.

MISSION

To install superior roofing systems for one homeowner at a time using the Klaus Roofing Way.

VALUES

- + **Honesty**
- + **Safety**
- + **Reliability**
- + **Quality**

ATTIC INSPECTION: THE UNDERSIDE OF THE STORY

At Klaus Roofing Systems, we understand that the house affects the roof and the roof affects the house—it's all one system. That means the attic is the buffer zone between the roof and the rest of the house. If we make the attic right, we can eliminate problems, make the whole house more comfortable and save you money.

- **Mold on the roof deck or rafters.** This is caused by air leaking up from your home into the attic in the winter and condensing on the cold roof deck. Adding ventilation can help, but the real problem is heated air leaking up into the attic.
- **Rot in areas where there are small leaks**—often near chimneys, pipe penetrations or valleys.
- **Unvented bath fans** pump warm humid air from showers into the attic and cause mold and moisture problems. We can vent these through the roof for you when we install your new roof.
- **Structural problems.**
- **Bird nests, squirrels, bats and rodents.**
- **Ducts in your attic** need special attention to make them energy efficient since attics get cold in northern winters, and up to 150° in the summer.



Protecting Your Property


Stripping your old roof is necessary to do the job right and have a long lasting quality result. How we protect your siding, windows and landscaping is the first thing that sets Klaus Roofing Systems apart. We protect your landscaping, windows, siding and driveways from damage.



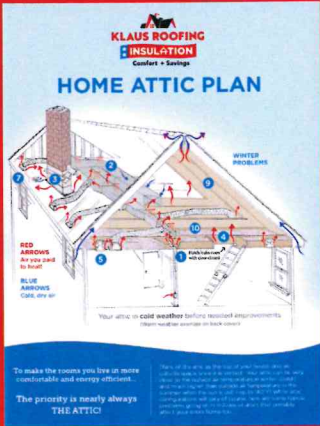
YOUR ROOF'S WOOD DECKING: THE STRUCTURE THE SHINGLES ARE NAILED TO

Once your old roofing is stripped off, we can see the condition of the roof deck. Often this plywood is loose and bouncing off the rafters.

- **Renail Existing Decking**
Since roofing is only as good as the deck it is nailed to, Klaus Roofing Systems re-nails the entire roof deck tightly to the rafters with ring shank nails that will not pull out or loosen.
- **Replace Rotting Decking**
Often small leaks go unnoticed for years, but cause parts of the decking to rot. Moisture problems from under the deck can be caused by unvented bath fans, air leaks from the house to the attic, and leaky ducts in the attic can also cause moldy and rotting decking. Klaus Roofing Systems doesn't just install new roofing over a questionable deck. We'll replace the decking as needed per our agreement with you. If it needs to be replaced based on our inspection after the roofing is stripped, we will let you know what it takes to do it right.




Sections of rotted roof sheathing are replaced, and existing decking is renailed with ring shank nails



Talk to your Klaus Roofing Systems representative about our Home Attic Plan to make your home more comfortable and energy efficient!

PEEL-AND-STICK
MEMBRANE

Roof leaks almost always happen at the eaves, edges, valleys or roof penetrations. Nails create holes in shingles, underlayment, tar paper and plywood. When water gets under a shingle, it can follow a nail right through the entire assembly. Water getting under shingles can follow the plywood to the next seam and leak in.



This is why Klaus Roofing Systems uses a membrane that is peel-and-stick and fully adhered to the plywood. When nails are driven through it, the rubbery “goo” of the membrane stretches and seals around each one. If water ever gets under the shingles, it still can’t leak in and runs downhill to the gutters instead.




TAPED ROOF
SHEATHING SEAMS

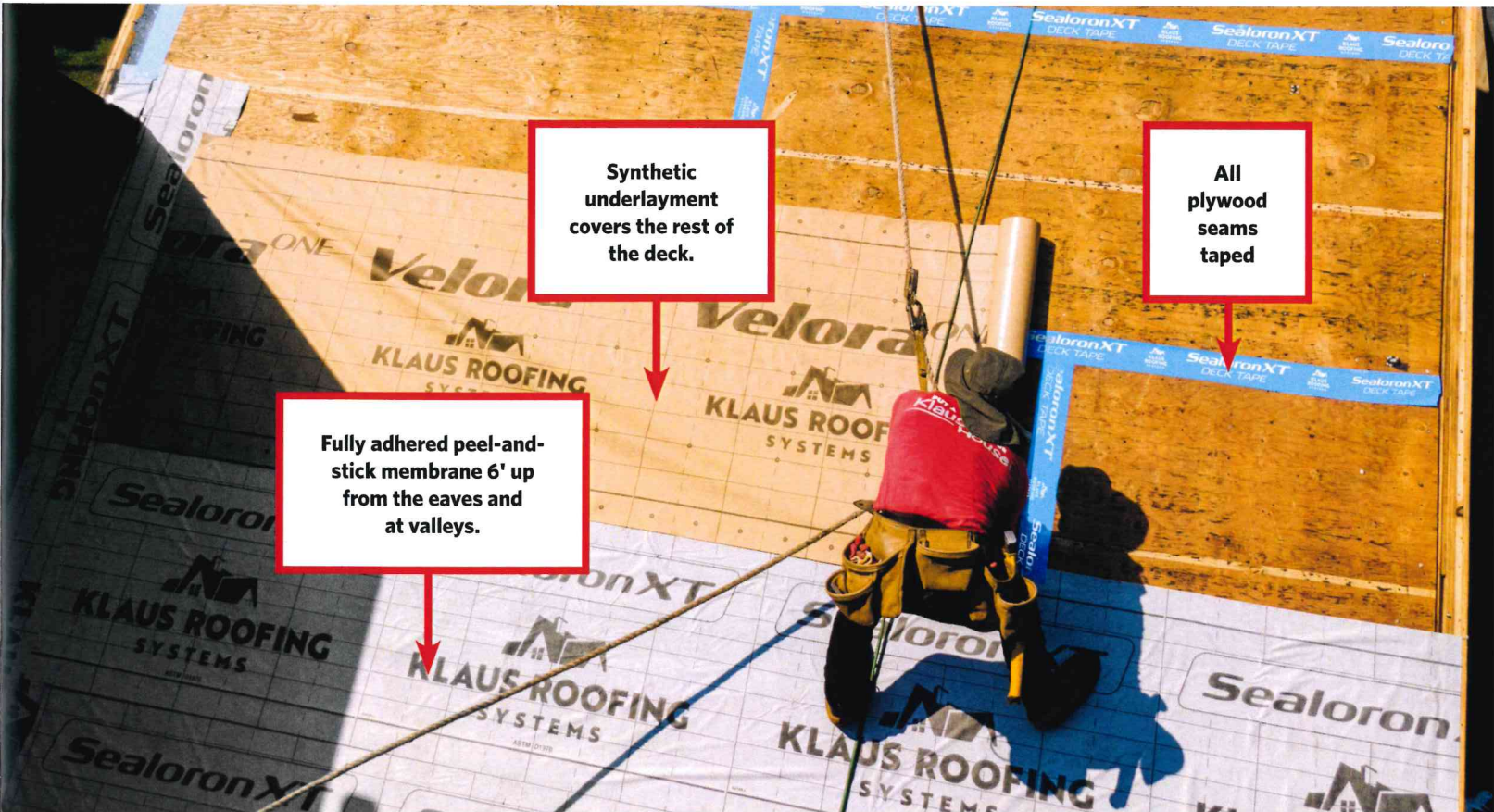
This is an extra step of protection. The idea is if a big storm came and blew any roofing off, that water would run down the decking and off the roof without leaking in. 4” wide extra sticky butyl tape does the trick. We try to think of everything!

We protect your roof against leaks, wind driven rain and ice dams with these important steps...

- Fully adhered peel and stick membrane 6’ up from the eave.
- Tape seams of roof deck
- Synthetic underlayment over deck
- Metal rake edge applied
- Purpose made starter shingles

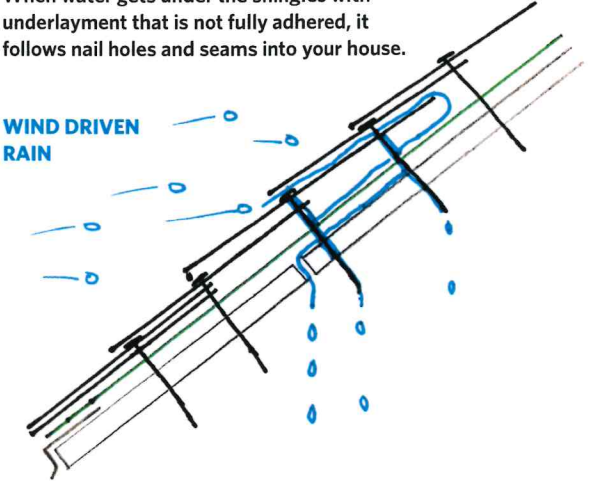


Taping all plywood decking seams with butyl tape adds an extra layer of protection to your roof.



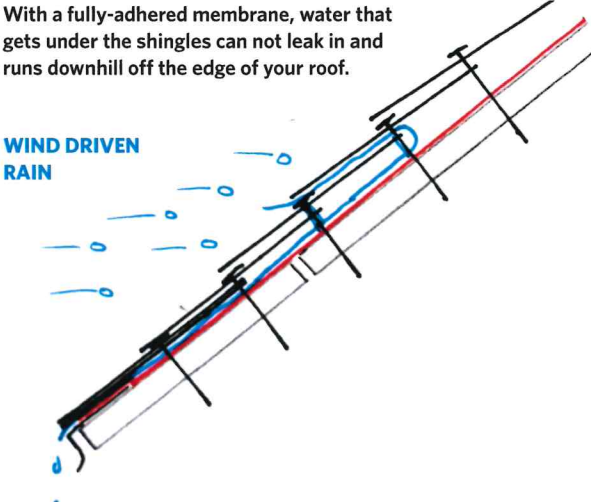
NON-ADHERED UNDERLAYMENT

When water gets under the shingles with underlayment that is not fully adhered, it follows nail holes and seams into your house.





FULLY-ADHERED UNDERLAYMENT

With a fully-adhered membrane, water that gets under the shingles can not leak in and runs downhill off the edge of your roof.



METAL RAKE & DRIP EDGES INSTALLED

Metal trim frames 3 sides of the roof. It's called "drip edge" at the eave and "rake edge" up the slopes. Klaus Roofing Systems uses heavier wider metal trim for better performance. We aim to do everything better.



PURPOSE MADE STARTER SHINGLES

When laying the first course of shingles a "starter course" is necessary to be able to stagger the joints with the first course of shingles that you see, which go directly on top. Often contractors will use leftover shingles from other jobs or regular shingles flipped upside down. The problem is the nails are not in a reinforced section of the shingle made for nailing, and the asphalt seal is not in the right place on the shingle. Klaus Roofing Systems uses purpose made starter shingles that have both.



- ✓ Property Protected
- ✓ Old Roofing Stripped
- ✓ Decking Repaired and Renailed
- ✓ Deck Seams Taped
- ✓ Fully Adhered Membrane Installed 6' up
- ✓ Synthetic Underlayment Installed
- ✓ Oversized Drip and Rake Edge Installed



NAILING PATTERNS & PLACEMENT

Our shingles are heavier duty and longer-lasting at 220 lbs. per 100 square feet, compared to 188 lbs. and 196 lbs. for the most commonly used shingles. (See page 16)

The KRS Way, 6 nails per shingle, on the reinforcement strip, flush. Industry standard is just 4 nails per shingle.

The shingle is reinforced so nails cannot rip through them here. Other shingles have a thin line as a nailing zone that's easy to miss.

ArmourZone Reinforcement Strip on the under side of each shingle, so nails don't tear when lifted by strong winds, like they do on other singles.

DID YOU KNOW? **LIGHTER COLOR, COOLER ROOF**
Did you know that choosing a light color roof can reduce your attic temperature far more than any ventilation can? If you are in a climate that uses air conditioning the majority of the year, a light colored roof will save you money and help make your home more comfortable.

NAILS MATTER

When the big storms come with driving, whipping winds, the nails are what holds the shingles to the roof. At Klaus Roofing Systems, we pay careful attention to what nails we use, how, and where. Steel nails need corrosion protection, so they last as long as you want your roof to last.



Electro-galvanized
Nails are elctro-plated with a thin coat of zinc. These nails are common, cheap, and will rust sooner, and the smooth shank will pull out much easier.



OUR CHOICE
Ring Shank Galvanized
These nails are more expensive and higher quality, but it's how we do it at Klaus Roofing Systems. A cross between a nail and a screw, but these nails won't come out in high winds!



Stainless Steel for Coastal Areas
Salt air is highly corrosive to steel. Stainless steel nails are very expensive but are necessary in coastal areas.

Common Nailing Mistakes Other Roofers Will Make:



Nail Heads at an Angle
Caused by installer reaching and holding nail gun at an angle. One side of the nail head cuts through the shingle, the other side wears through the shingle above it.



Under Nailing
Caused by too small of an air compressor that will not keep up with the nail gun. Nail will wear a hole in the shingle above it.



Over Nailing
Caused by having air pressure adjusted too high. Nail tears through shingle—no holding power.

DETAILS MATTER

Valleys become rivers in heavy rain and accumulate snow and ice in winter. We do valleys right. A fully adhered membrane is used to line the valley decks. A “California Cut” shingle pattern is used. Klaus Roofing Systems valleys don’t leak!



Peel-and-stick fully adhered ice and water membrane is installed 6' up from the eaves and lines the valleys.



Synthetic underlayment is installed, and one side of the roof is shingled.



The opposite side is shingled and a leak free “California Cut” valley is created.

© 2020 Klaus Roofing Systems



ROOF BOOTS

Every house has at least one pipe penetration for the plumbing vent. Often roof boots are installed that will not last as long as the roof. It's a leak waiting to happen. Klaus Roofing Systems uses special heavy-duty boots that will last as long as your roof.



NEW ROOF IN JUST ONE DAY!

Klaus Roofing Systems will complete most projects in just one day! This reduces the chance of adverse weather while we have your roof exposed. How do we accomplish this amazing feat? Many trained technicians working on your home at once.



© 2020 Klaus Roofing Systems

SKYLIGHTS

A skylight is in a much harsher environment than a window. They typically won't last more than 20 years, certainly not as long as your new Klaus roof—30+ years from today. It's also very difficult to re-flash an existing skylight. We can install brand new skylights when we install your new roof for decades of beautiful light and trouble free performance.



HIPS & RIDGES

Hips are covered with purpose made shingles that have the nail reinforcement strip and the sealant in the right place. They are subject to lots of wind. We get it right.



KICKOUT FLASHING

Flashing keeps water from going behind siding and prevents rotten walls and leaks. A common widespread problem that Klaus Roofing Systems avoids for you.



RIDGE VENT

A ridge vent allows humidity to escape in the winter and some heat to escape in the summer. Klaus Roofing Systems will install your ridge vent so wind doesn't blow rain in, and so bees can't get in. Ridge caps are installed over the vent to match your selected roof color. These caps are made for the purpose with nail reinforcement strip and sealant in the right places.




CHIMNEY FLASHING

Leaking from chimneys is common over time. After all, it's a big porous masonry penetration through your roof. Flashing them properly to prevent leaks over many years takes skill and the proper materials. Klaus Roofing Systems has you covered.



1. ICE & WATER MEMBRANE



2. STEP FLASHING



3. LEAD COUNTER FLASHING

The Klaus Roofing Way provides three levels of protection from water in all climates and atmospheric conditions, from thunderstorms, to snow and ice, to wind driven rain.

Our workers are trained, OSHA compliant and fully insured.

When a contractor falls off your roof, it's serious. Klaus Roofing workers don't take chances. They wear harnesses and use special equipment to stay safe on your property.



We use powerful magnets on wheels to collect any loose nails that fall on your property during the installation process.



At your option, a portable toilet will be on site for the installation crew.

CLEAN UP

There were thousands of nails holding your old roof on. A nail on your property is a hazard. You can step on it, get a flat tire, or it can become a bullet when a lawn mower hits it. While we can't guarantee you won't find a single nail, we are so confident in our clean up we can tell you this—we will pay you \$1.00 for each nail you find up to \$100. That's our promise.



As this photo clearly shows, our chosen shingles made from a leading North American manufacturer are heavier, thicker, more durable shingles, and allow us to give our exclusive warranty. They are reinforced at the nailing zone to prevent the nails from ripping through the shingle in high winds.



OURS



THEIRS



THEIRS

© 2020 Klaus Roofing Systems



IKO Dynasty
Biscayne



© Trent Ball Photography courtesy of IKO



THE
KLAUS
ROOFING
WAY



50 YEAR WARRANTY

If you have a leak in your roof within 50 years of having a completely new roof installed "The Klaus Roofing Way", your installing Klaus Roofing Systems dealer will fix it, no matter what it takes—including materials, labor, and flashings.

Warranty is transferable to the next owner of the house by letting Klaus Roofing know of ownership change within 30 days at www.KlausRoofingSystems.com/TransferMyWarranty

This warranty applies only to roofs installed "The Klaus Roofing Way" (see brochure). It does not apply to repairs of existing roofs, partial roof replacements, damages caused by weather (including, but not limited to, hail, wind in excess of 110 miles per hour, etc.), ice damming, animals, damage caused by others, or any event covered by customary homeowner's insurance, were it to be in effect. This warranty does not cover staining or discoloration of the roof. This warranty is provided by your local Klaus Roofing Systems dealer who installed your roof, not Klaus Roofing LLC.



© 2020 Klaus Roofing Systems



KLAUS ROOFING SYSTEMS

PROTECTING YOUR WORLD

KlausRoofingSystems.com

Revised October 2021
PN 31106

